



PINNACLE — ANALYTICS —

Potency Results

Sample Name: *Apple Fritter*
Client: HH Harvest Co
Client Batch ID:

Pinnacle-Analytics.com
3549 Lear Way, Suite 101
Medford OR 97504
P:(541)300-8217

Sample ID: rC-H-457-D1741

Date Sampled: 10/24/2023

Matrix: Flower

Date Reported: 2/22/2024

Prep Analyst: Jeff A.

Client License:

Analysis Method: 0630322+1 H4 4-21-2022 #1.lcm

924 Chevy Way

Sampling Method: N/A

Medford OR 97501

Reference Method: JCB 2009: HPLC/DAD

For R&D Purposes Only

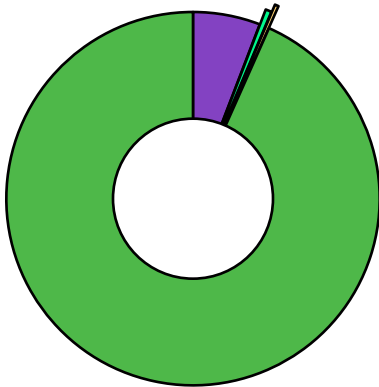
Analysis Batch: 10-25-2023 H4 302, 386, 405 Flower





Total THC (THCA*0.877+d9-THC)	25.9%
Total CBD (CBDA*0.877+CBD)	<LOQ%
Moisture Content	79.5%

Cannabinoid	% Weight	mg/g
CBDVA	<LOQ	<LOQ
CBDV	<LOQ	<LOQ
CBDA*	<LOQ	<LOQ
CBGA	1.84	18.4
CBG	0.165	1.65
CBD*	<LOQ	<LOQ
THCV	<LOQ	<LOQ
CBN	<LOQ	<LOQ
d9-THC*	0.104	1.04
d8-THC*	<LOQ	<LOQ
CBC	<LOQ	<LOQ
THCA*	29.5	295.0
Total Cannabinoids	31.61	316.0

*ORELAP Accredited Analyte

Limit Of Quantitation: 0.1%, analyte not measured



 CBGA	 THCA*
 CBG	
 d9-THC*	



These test results may not be altered or reproduced except in full without the permission of Pinnacle Analytics. These results were generated following the Oregon Administrative Rules and in accordance with the NELAP Institute under ORELAP License #4152
Report generated by Routine_Potency_Rev13_8-1-2023

Kris Ford, PhD
Lab Director



PINNACLE — ANALYTICS —

Quality Control Results

Analyst: Jeff A.

Analysis Batch: 10-25-2023 H4 302, 386, 405 Flower

Pinnacle-Analytics.com
3549 Lear Way, Suite 101
Medford OR 97504
P:(541)300-8217

	Duplicate RPD		LCS % Recovery		Method Blank	
	H-0-D1743-b	Limit	C-FL-102523-b	Limits	C-FB-102523-b	Limit
CBDA	<LOQ%	30%	97.9%	90-110%	<LOQ/2	LOQ/2
CBD	<LOQ%	30%	102.0%	90-110%	<LOQ/2	LOQ/2
d9-THC	4.27%	10%	102.0%	90-110%	<LOQ/2	LOQ/2
d8-THC	<LOQ%	30%	103.0%	90-110%	<LOQ/2	LOQ/2
THCA	4.05%	10%	92.9%	90-110%	<LOQ/2	LOQ/2

RPD: Relative Percent Difference between unknown sample and its duplicate

LCS: Laboratory Control Sample with known concentration

Case Comments: There were no divergences from ordinary Quality Control procedures or SOPs.



These test results may not be altered or reproduced except in full without the permission of Pinnacle Analytics. These results were generated following the Oregon Administrative Rules and in accordance with the NELAP Institute under ORELAP License #4152
Report generated by Routine_Potency_Rev13_8-1-2023

Kris Ford, PhD
Lab Director